

TEKNO[®] SERVICE tcl[®] Professional	Product life cycle assessment TEKNOSLIM	ACV-01 Rev.02
		15/09/2025

Product life cycle assessment

TEKNOSLIM



Revision control					
Review	Date	Changes	Elaborated	Revised	Approved
00	03/12/20	Initial version	MF	JE	MI
01	15/11/22	General update	MF	JE	MI
02	15/09/25	General update	MF	JE	MI

INDEX

Reference standards	4
Acronyms.....	5
Definitions	6
Summary	8
1. Objective of the study	9
2. Scope of the study.....	10
2.1. System definition	10
2.2. Functional unit	10
2.3. System boundaries.....	10
2.3.1. Temporary coverage	11
2.3.2. Technological coverage	11
2.3.3. Geographical coverage.....	11
2.4. Limitations.....	11
2.5. Selection of impact assessment methodology and impact categories	11
2.6. Interpretations	12
2.7. Data quality requirements	12
2.8. Critical evaluation.....	12
3. Life Cycle Inventory Analysis	13
3.1. Data collection procedure.....	13
3.2. Product system.....	13
3.2.1. Product composition	13
3.2.2. Manufacturing.....	14
3.2.3. Distribution.....	15
3.2.4. Use.....	15
3.2.5. End of life	16
3.3. Sources of calculation	16
3.3.1. Fuels and energy	16
3.3.2. Raw materials and processes	16
3.3.3. Transport	16
3.3.4. Travel.....	17
3.3.5. End of life	17
4. Results	18

4.1.	Overall results	18
4.1.1.	Global Warming Index.....	18
4.1.2.	Primary energy demand.....	20
4.1.3.	Water consumption	20
5.	Interpretation.....	21
5.1.	Identification of significant findings	21
5.2.	Evaluation of data quality	21
5.2.1.	Accuracy and completeness.....	21
5.2.2.	Consistency and reproducibility	21
5.2.3.	Representativeness	22
5.3.	Model integrity and consistency	22
5.3.1.	Integrity	22
5.3.2.	Consistency.....	22
6.	Bibliography	23


	Product life cycle assessment TEKNOSLIM	ACV-01 Rev.02
		15/09/2025

REFERENCE STANDARDS

UNE-EN ISO 14040:2006	Environmental management. Life Cycle Assessment. Principles and reference framework
UNE-EN ISO 14044:2006	Environmental management. Life Cycle Assessment. Requirements and guidelines
UNE-EN ISO 14064-1:2019	Greenhouse gases. Part 1: Specification with guidance, at the organization level, for the quantification and reporting of greenhouse gas emissions and removals
UNE-EN ISO 14067:2019	Greenhouse gases. Carbon footprint of products. Requirements and guidelines for quantification
UNE-EN 16258:2013	Methodology for the calculation and declaration of energy consumption and greenhouse gas emissions in transport services (freight and passenger transport)
IEEE 1680.1 (2018)	IEEE Standard for Environmental and Social Responsibility Assessment of Computers and Displays

ACRONYMS

LCA	Life cycle assessment
AECOC	Manufacturers and Distributors Association
CML	Center for Environmental Studies in Leiden
VOC	Volatile Organic Component
EICV	Life Cycle Impact Assessment
GWP	Global Warming Potential
LCI	Life Cycle Inventory Analysis
ILCD	International Cycle Data System
IPCC	Intergovernmental Panel on Climate Change
ICAO	International Civil Aviation Organization

	Product life cycle assessment TEKNOSLIM	ACV-01 Rev.02
		15/09/2025

DEFINITIONS

Life cycle

"Consecutive and interrelated stages of a product system, from raw material acquisition or generation from natural resources to final disposal" ISO 14040 §3.1.

Life cycle assessment

"Collection and evaluation of the inputs, outputs and potential environmental impacts of a product system throughout its life cycle. ISO 14040 §3.2.

Life Cycle Inventory Assessment

" Phase of the life cycle assessment that involves the collection and quantification of inputs and outputs for a product system throughout its life cycle. " ISO 14040 §3.3.

Life Cycle Impact Assessment

"Phase of the life cycle assessment aimed at understanding and evaluating the magnitude and significance of the potential environmental impacts of a product system throughout the product life cycle. ISO 14040 §3.4.

Assignment

"Distribution of the flows in or out of a product, but which does not constitute a part of the product. ISO 14040 §3.17.

System Limit

"Set of criteria that specify which of the unitary processes are part of a product system. ISO 14040 §3.32.


Impact category

"Class representing environmental issues of interest to which the results of the life cycle inventory analysis can be assigned. ISO 14040 §3.39.

	Product life cycle assessment TEKNOSLIM	ACV-01 Rev.02
		15/09/2025

Biogenic Carbon

Emissions related to the natural carbon cycle, as well as those resulting from the combustion, harvesting, digestion, fermentation, decomposition or processing of bio-based materials

	Product life cycle assessment TEKNOSLIM	ACV-01 Rev.02
		15/09/2025

SUMMARY

In order to meet EPEAT criteria and understanding how product life cycle assessment can help the development of more sustainable products, Teknoservice has developed an analysis for its product TEKNOSLIM. The objectives for this study, conducted in accordance with ISO 14040 and ISO 14044 include


- Analysis of the life cycle of TEKNOSLIM through its entire lifespan.
- Determination of the most relevant points during the life of the product.
- Publication of the results for the knowledge of the general public
- Comply with EPEAT requirements.

The study systems have been carried out from the extraction of the raw material to the end of the equipment's useful life. In the case of products supplied by Teknoservice, a useful life of 5 years has been estimated, with consumption associated with that calculated for Energy Star certification.

This study has been carried out taking as a base the year 2024 and considering Spain as its geographical scope.

For this study, the global warming index is the most robust and used impact category, in addition to primary energy consumption and water consumption, in line with the requirements set out in criterion 4.8.1.1 of the IEEE 1680.1-2018.

From the analysis of the data, it is concluded that the largest portion of the impact is derived from the manufacture of components and the use of the equipment.

	Product life cycle assessment TEKNOSLIM	ACV-01 Rev.02
		15/09/2025

1. OBJECTIVE OF THE STUDY


This LCA study aims to know the potential environmental impacts of TEKNOSLIM in order to obtain the Gold category of the EPEAT environmental label. The results of the LCA will be published on the Teknoservice website so that it can be seen by consumers of electrical and electronic products. It is not intended to use the results of this study in comparative claims intended for public disclosure.

In addition, there are the following secondary objectives:

- Analysis of the life cycle of TEKNOSLIM through its entire lifecycle.
- Determination of the most relevant points regarding the environmental performance of the product throughout its life cycle.
- Publication of the results for the knowledge of the general public.

The analysis complies with the requirements set out in the following standards:

- UNE-EN ISO 14040:2006. Environmental Management. Life Cycle Assessment. Principles and reference frameworks.
- UNE-EN ISO 14044:2006. Environmental Management. Life Cycle Assessment. Requirements and guidelines.

	Product life cycle assessment TEKNOSLIM	ACV-01 Rev.02
		15/09/2025

2. SCOPE OF THE STUDY

2.1. System definition

Teknoslim is a small format computer equipped with motherboard, RAM memory, SSD, internal power supply and processor.

2.2. Functional unit

The functional unit is 1 TEKNOSLIM unit and its life expectancy is 5 years. The average consumption of this unit, according to Energy Star certifications, is 81.76 kWh/year.

2.3. System Limits

It has been included in the analysis:

- Raw material extraction
- Manufacture of components
- Transport to assembly point
- Employee travel
- Assembly
- Transport to customers
- Use of the equipment
- End of life
- Removal of equipment


It has been excluded from the analysis:

- Production of auxiliary equipment (factories, tools, etc.)
- Components for repair
- Reuse of parts
- Packaging
- Equipment recycling

Each one of the components of the product have been evaluated, without excluding any, and are shown in the table in section 3.2.1.

The reason for these exclusions is that the impact on the life cycle of the product has been estimated to be low, and that some of the data required to conduct an appropriate study cannot be obtained.

The following assumptions have been made in this study:

	Product life cycle assessment TEKNOSLIM	ACV-01 Rev.02
		15/09/2025

- The information provided by suppliers is reliable.
- The final use of the equipment and waste treatment is in Spain.

2.3.1. Temporary coverage

The year 2024 has been established as the base year for this study.

2.3.2. Technology coverage

This study assesses the impacts of the product from the extraction of the raw material to the end of the product's life, based on a global production and technology mix. The data related to primary production has been collected through Teknoservice and its collaborators. Data associated with equivalencies or other estimates have been collected from official agencies or databases certified by third parties.

2.3.3. Geographical coverage

The following conditions have been considered:

- The product is assembled in Spain
- The origin of the production of each of the components has been considered
- The intended use of the equipment is in Spain, according to the sales volume

2.4. Limitations


All energy and material flows have been considered for input into the model. In case there are no data for a certain flow, representative data have been used, considering the environmental impact, and using public or accredited sources to establish them.

2.5. Selection of impact assessment methodology and impact categories

The global warming index categories are based on the 2021 IPCC characterization for a 100-year interval GWP(100), which is the most common metric to express this index.

The following are the selected impact categories:

- Global Warming Index (GWP100) [kg CO₂ equivalent]: Measurement of greenhouse gases such as CO₂ and methane. These emissions cause an increase in the absorption of radiation emitted by the earth, increasing the effects of greenhouse gases.
- Primary energy demand [MJ]: Energy demanded by the product throughout its life cycle.
- Water consumption [m³]: Water demand required by the product throughout its life cycle.

	Product life cycle assessment TEKNOSLIM	ACV-01 Rev.02
		15/09/2025

2.6. Interpretations

The results of the LCA and the LCI will be interpreted according to the objective and scope. The interpretation includes the following topics:

- Identification of significant findings, such as major processes, materials or emissions that contribute to the overall results
- Evaluation of integrity, sensitivity and consistency to justify the exclusion of data from the system boundaries
- Conclusions, limitations and recommendations.

2.7. Data quality requirements

The data used to create the inventory model should be accurate, comprehensive, consistent and as representative as possible of the objective and scope of the study.

- The primary data measured are of the highest precision, followed by the calculated data, the bibliographic data and finally the estimated data.
- Completeness is evaluated according to the inputs and outputs of the process units and the integrity of the processes themselves. The objective of this point is to capture all relevant data.
- Consistency refers to the choice of model and data sources. The objective is to ensure that differences in results show differences between product systems and are not due to inconsistencies between chosen models, data sources or emission factors.
- Reproducibility expresses the degree to which third parties may be able to reproduce the results of the study based on the information contained in this report.
- Representativeness expresses the degree to which the data corresponds to the geographical, temporal and technological requirements defined in the objectives and scope.

2.8. Critical evaluation

The study has been reviewed by Jenny Lorena Victoria E. (*Centro de Formación Sostenible*) to verify that this document complies with the requirements of UNE-EN ISO 14044:2006 and UNE-EN ISO 14040:2006.

3. LIFE CYCLE INVENTORY ANALYSIS

3.1. Data collection procedure

The primary data collected has been obtained from the list of materials, which has identified the breakdown of products, identification of materials, weight and size of packaging.

Data regarding distribution, product use and end of life has been collected through communications with suppliers and consultation with reputable sources.

The data related to energy and water consumption have been obtained from the invoices issued by each of the suppliers.

3.2. Product system

3.2.1. Composition of the product

The supply of the components from the manufacturing site to the delivery at Teknoservice facilities has been considered. The shipment of these components is made by ship, being by road the transport from the factory of origin to port and from port to destination. For the calculation of these emissions associated with the shipment from the supplier, standardized calculation methods have been used and validated by third parties.

The detail of the components is included in the following table:

Table 1. Product components

Component	Weight (kg)
Power cable	0,21
Processor	0,03
RAM	0,02
SSD	0,05
Motherboard	0,28
Power Supply	1,09
Chassis	3,66
TOTAL	5,34

The following figure includes the manufacturing scheme of the Teknoslim product:

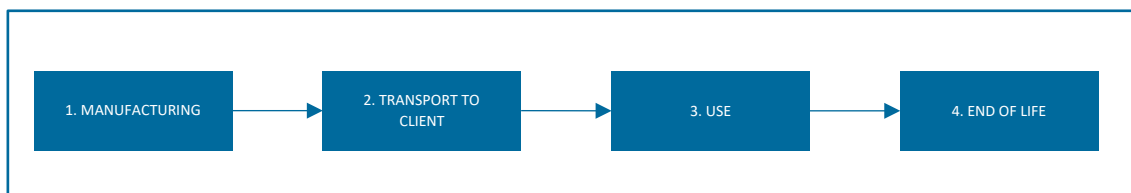


Figure 1. Life Cycle Inventory

3.2.2. Manufacturing

The final product is manufactured at Teknoservice's facilities in Bollullos de la Mitación (Seville). All direct and indirect consumption derived from the manufacture of the products has been considered in the life cycle assessment.

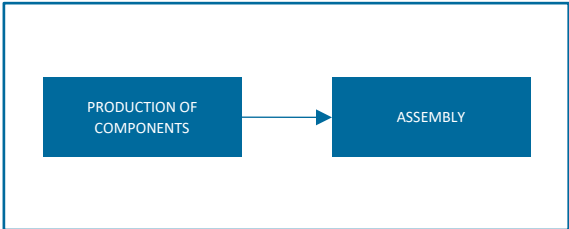


Figure 2. Teknoslim manufacturing phase

The detail of component production is divided into 7 plans, as shown in the figure below:

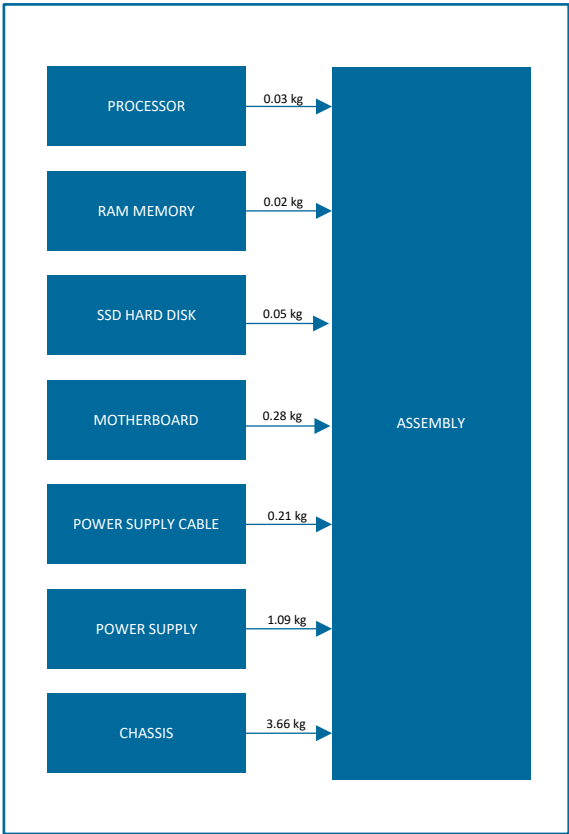


Figure 3. Detail of Teknoslim production

For each of these plans, there is a transportation phase, as shown in the figure below, which represents the shipment of the components to Teknoservice, where they are assembled. This calculation has been adjusted according to the transport distance and the transport method.

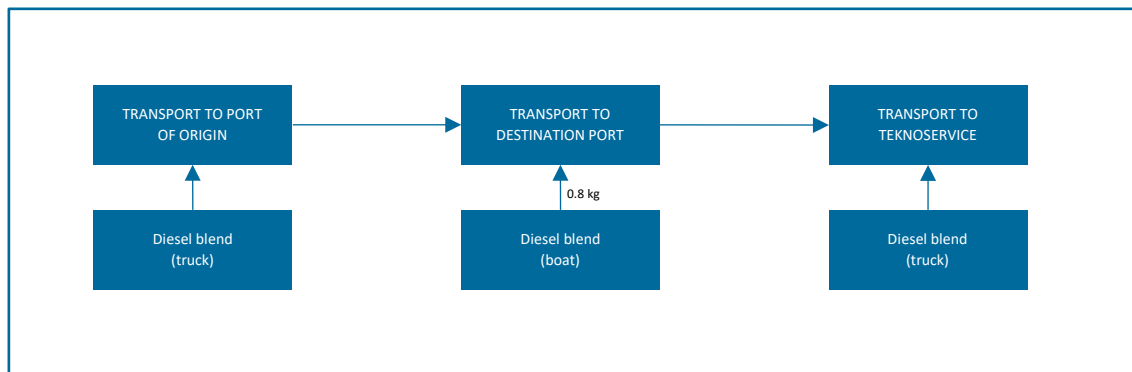


Figure 4. Transport of goods

The following figure shows the manufacturing process of the equipment in terms of energy contribution:

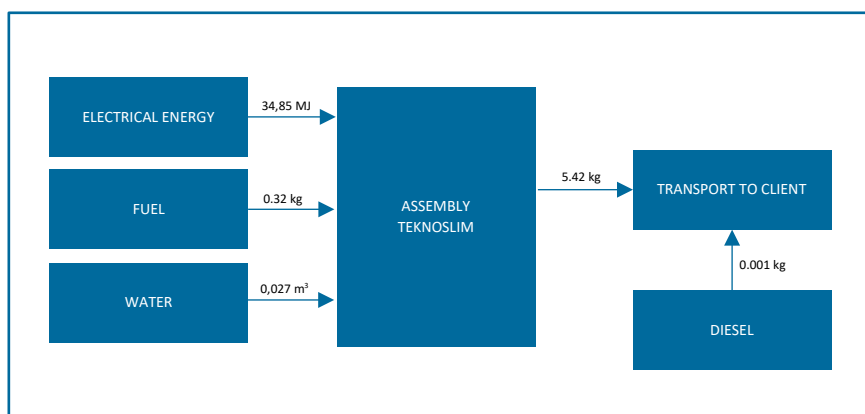


Figure 5. Energy contribution in manufacturing

3.2.3. Distribution

For the transport of Teknoservice to its customers has been calculated through the average delivery distance of this product, being 583 km, based on estimated data from the last years. The transport of the finished products to the customer is done by road.

3.2.4. Use

For this study, the TEKNOSLIM has estimated a consumption of 53.58 kW/year, corresponding to the equipment's Energy Star certification.

The useful life has been estimated at 5 years, which is the warranty period that Teknoservice usually gives for this product.

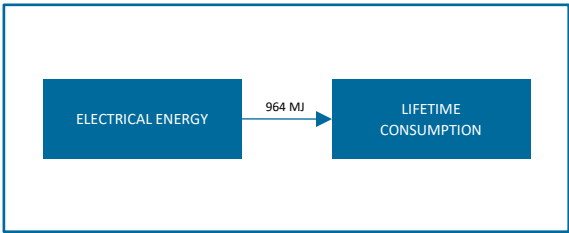


Figure 6. Consumption during use phase

3.2.5. End of life

It has been assumed that at the end of the element's useful life, the end user will make an adequate segregation of it, sending it to waste managers or returning it to Teknoservice for its management as electronic waste. The possibility of reuse has not been considered, since it will be the end consumer who determines this.

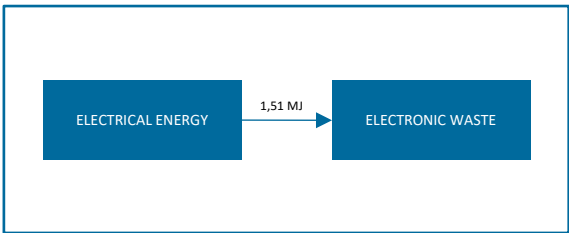


Figure 7. End of product life

3.3. Sources of calculation

3.3.1. Fuels and Energy

Energy consumption has been calculated according to the average electricity mix provided by the National Commission for Markets and Competition. It has been considered that TeknoService has included clean energy as source in 2024.


This information can be found in the following [report](#) provided by the Ministry for Ecological Transition and the Demographic Challenge.

3.3.2. Raw materials and processes

The data corresponding to suppliers have been calculated according to the information provided by them. Regarding the manufacturing processes of Teknoservice, as they are of little complexity in terms of material and energy balances, they have been calculated through the consumption of resources produced at the facilities.

3.3.3. Transportation

The emissions associated with the transport of goods from the supplier to Teknoservice have been calculated using DHL [Carbon Calculator](#), which is validated as a recognized system for

	Product life cycle assessment TEKNOSLIM	ACV-01 Rev.02
		15/09/2025

emissions calculation by SGS. This tool can estimate the CO₂ eq emissions associated with a shipment considering weight, volume, origin and destination depending on the type of transport used (sea, land, air or a combination of these).

The emissions associated with the transport of goods supplied to the customer have been made by calculating the average delivery distance of the equipment, which is 583 km. The transport is carried out by road, so that the CO₂ eq emitted can be estimated with respect to the equivalence factors included in table A1 of the UNE-EN 16258 and with respect to the composition of the transport agency's vehicle fleet and its associated fuel consumption.

The data on fuel consumed by type of vehicle has been extracted from the [technical guide for calculating the carbon footprint of road freight transport](#), issued by the AECOC.

3.3.4. Travel

Teknoservice personnel transfers derived from their professional activity have been included as part of the emissions calculation. International travel has been estimated through the [ICAO calculation tool](#). Emissions derived from the travel of workers to the work center have also been considered based on the average distance from the home and the number of employees and weighted to the total number of products manufactured.

3.3.5. End of life

The end of life of the product has been estimated through the equivalent CO₂ emission rates provided by the [carbon footprint calculation tool created by the Basque Government](#).

It has therefore been considered that the treatment of 1 Tn of electrical and electronic waste produces 21 Tn of CO₂ eq considering its treatment in a landfill.

4. RESULTS

This chapter contains the results of the LCA study. It should be remembered at this point that the category of impact reported represents a potential impact, it approximates those of the environmental impact that may occur. The inventory only includes the fraction of the environmental load of the selected unit. The results of the LCIA therefore are only relative ion considerations and do not predict actual impacts.

4.1. Overall results

Overall, the results of this study exemplify that the manufacture of computer equipment has a high impact on the environment during its useful life, especially in terms of energy consumption, and there is a great margin for improvement in this regard. We must also highlight the energy sources, since a commitment to cleaner origins would have a global impact on the carbon emissions produced by electronic products.

All this analysis leads to a series of recommendations:

- ▶ Promote improvements in the supply chain, seeking the optimization of manufacturing processes, using renewable sources of energy.
- ▶ Promote the efficiency of power supplies, seeking to achieve the same functionality of the product using less energy during the use of the equipment.
- ▶ Opting for clean energy sources, especially at the point of use of the equipment, as it accounts for 56% of the product's overall emissions.

4.1.1. Global Warming Index

For the Teknoslim product, the result of the carbon footprint, classified into 5 categories according to ISO 14064-1 are as follows:

Table 2. Teknoslim carbon footprint categories

Category	Emissions (kg CO ₂ eq)	TOTAL (kg CO ₂ eq)
1. Fuel consumption in manufacturing	1,115	133,5
2. Electricity consumption in manufacturing	0,701	
3. Transport to the customer	8,616	
4. Supply of components	47,109	
5. Product use and end of life	75,947	

From the values analysed, it can be concluded that 92.2% of the emissions associated with the product come from the component manufacturing, use and end-of-life phases. On the other hand, Teknoservice's direct contribution to the product barely represents less than 1% of the total. It is therefore concluded that it is necessary to influence the calculation of emissions represented by third parties, reaching the origin of the extraction of raw materials to have a real representation of the impact of a product.

By making a detail of the components used in the product, the following emissions data are obtained:

Table 3. Component Emissions

Component	Manufacturing emissions (kg CO ₂ eq)	Transport emissions (kg CO ₂ eq)	Total emissions (kg CO ₂ eq)
Power cable	0,83	0,028	0,858
Processor	8,91	0,003	8,913
RAM	5,59	0,033	5,623
SSD	17,81	0,035	17,845
Motherboard	9,05	0,02	9,07
Power supply	0,83	0,0005	0,83
Chassis	1,21	0,50	1,71

Figure 8 shows the results of the GWP index for each of the phases of the product life cycle. Phase 1 corresponds to the obtaining of raw materials, phase 2 to the emissions derived from energy consumption during manufacturing, phase 3 to the emissions derived from the transport of materials, phase 4 to the manufacturing of components and phase 5 to the use and recycling of the product.

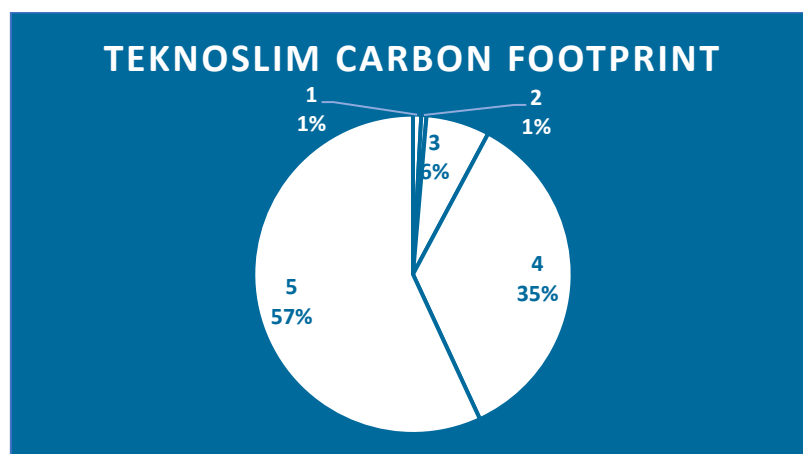


Figure 8. Result of the GWP indicator of the Teknoslim life cycle

Within the category of impact by component, the vast majority of the impact comes from the SSD hard disk, motherboard and RAM memory, which account for 81% of the emissions associated with the components of the equipment. The main source of these emissions is in the manufacture of this equipment, and there are no major contributions related to transport to Teknoservice's facilities.

4.1.2. Primary energy demand

The following table summarizes the primary energy consumption of the Teknoslim product:

Table 4. Primary energy consumption

Category	Primary energy consumption (MJ)	TOTAL (MJ)
Manufacturing	71,24	1671,75
Components	635	
Use	964	
End of life	1,51	


Proportionally, this analysis highlights the demand for primary energy during the use of the equipment compared to the other phases of the product life cycle.

4.1.3. Water consumption

The following table summarizes the water consumption of Teknoslim product:

Table 5. Water consumption

Category	Water consumption (L)	TOTAL (L)
Manufacturing	2,3	8,1
Components	5,8	
Use	0	
End of life	0	

	Product life cycle assessment TEKNOSLIM	ACV-01 Rev.02
		15/09/2025

5. INTERPRETATION

5.1. Identification of significant findings

- The use phase accounts for 56.9% of the total emissions of the product during its life cycle. During this phase the energy source determines the environmental impact.
- Manufacturing by Teknoservice only contributes 7.8% of the total product footprint.
- The transport of components from suppliers to Teknoservice has a minimum weight in relation to the overall product.
- Considering only the manufacturing phase of components, the emissions associated with the SSD, as well as those corresponding to the processor and the motherboard, stand out. These 3 components account for 80% of the emissions associated with the components.

5.2. Data quality assessment

The data inventory is evaluated for its accuracy (measured, calculated or estimated), completeness (unreported emissions), consistency (degree of uniformity of the methodology used) and representativeness (graphical, temporal and technological).


To meet these requirements and ensure reliable results, direct data provided by industry and official sources have been used.

5.2.1. Accuracy and Integrity

- Accuracy: As most of the data is based on direct sources or information sources from the owner of the technology, it is considered suitable considering the objective and scope of this study. All data extracted from official databases are documented.
- Integrity: All processes in the foreground have been verified through a material balance, in addition to the emissions inventory. Only the packaging has been deliberately omitted, which being a 100% recyclable element and the possibility of various forms of shipment can distort the values obtained. The integrity of the evaluated data is considered to be high.

5.2.2. Consistency and Reproducibility

- Consistency: To ensure data consistency, all data has been collected with the same level of detail, always using official or validated sources.
- Reproducibility: Reproducibility is supported through the disclosure of input and output data, the choice of data sources and the calculation models used in the report.

	Product life cycle assessment TEKNOSLIM	ACV-01 Rev.02
		15/09/2025

5.2.3. Representativeness

- ▶ **Temporary:** All the main data has been extracted from the year 2024. Secondary data is extracted from recent official or public sources, which is highly representative.
- ▶ **Geographic:** All data have been collected from the countries or regions under study. All possible origins of goods and places of use of the equipment have been considered. Geographical representativeness is considered high.
- ▶ **Technology:** All primary and secondary data have been modelled to be specific to the technology under study. Where no specific data exists, approximations have been made. The technological representativeness is good.


5.3. Model integrity and consistency

5.3.1. Integrity

All relevant process stages have been considered for each product system and modelled to represent each specific situation. The process line is considered sufficiently complete and detailed with respect to the objectives and scope of this study.

5.3.2. Consistency

All assumptions, methods and data are consistent with each other and with the objective of the study and scope. System boundaries, assignment rules, and impact assessment methods have been consistently applied in the study.

	Product life cycle assessment TEKNOSLIM	ACV-01 Rev.02
		15/09/2025

6. BIBLIOGRAPHY

Climate Change 2021 100a. The Physical Science Basis. Intergovernmental Panel on Climate Change. 2021.

Deutsche Post DHL Carbon Calculator: www.dhl-carboncalculator.com. 2020.

Emission factors. Carbon footprint registration, compensation and carbon dioxide absorption projects. Ministry for Ecological Transition and the Demographic Challenge Version 15. 2020.

Methodological guide for the application of the UNE-ISO 14064-1:2006 standard. Department of Economic Development, Sustainability and Environment of the Basque Government. 2012.

Technical guide for calculating the carbon footprint of road freight transport. Manufacturers and Distributors Association. 2017.

ICAO Carbon Emissions Calculator: <https://applications.icao.int/icec> 2016.

DECLARACIÓN DE REVISIÓN CRÍTICA

Título del informe: Product life cycle assessment TEKNOSLIM

Versión del informe: ACV-01 Rev.02

Fecha de emisión del informe: 15/09/2025

Realizado por: TEKNOSERVICE S.L.

Encargado por: TEKNOSERVICE S.L.

Revisado por: Jenny Lorena Victoria Escobar

Afiliación de la revisora: [Centro de Formación Sostenible](https://centrodeformacionsostenible.com)

Email de la revisora: contacto@centrodeformacionsostenible.com

Fecha de la revisión: 31/10/2025

Referencias:

- ISO 14040 (2006): Environmental Management – Life Cycle Assessment- Principles and Framework
- ISO 14044 (2006): Environmental Management – Life Cycle Assessment – Requirements and Guidelines
- ISO 14071 (2024): Environmental management — Life cycle assessment — Critical review processes and reviewer competencies

Alcance de la revisión crítica:

Esta revisión crítica verifica que:

- Los métodos utilizados para llevar a cabo el ACV son consistentes con las normas internacionales ISO 14040 e ISO 14044.
- Los métodos utilizados para realizar el ACV son científicamente y técnicamente válidos.
- Los datos utilizados son adecuados y razonables en relación con el objetivo del estudio.
- Las interpretaciones reflejan las limitaciones identificadas y el objetivo del estudio.
- El informe del estudio es transparente y coherente.

Esta revisión es válida para la versión final del informe titulado Product life cycle assessment TEKNOSLIM con fecha 15/09/2025 con su anexo de cálculos. La evaluación de conjunto de datos individuales queda por fuera del alcance de la revisión crítica.

2. Proceso de revisión crítica

El proceso de revisión crítica se desarrolló en dos fases. En la primera se realizó la revisión vía intercambio de correos electrónicos y en la segunda se realizaron comentarios sobre los datos del archivo Anexo Excel que soporta los cálculos del análisis de ciclo de vida (ACV). Estos comentarios se muestran en la tabla. Los comentarios emitidos y sus respectivas respuestas se soportan en la tabla 1 de este documento.

El proceso de revisión inició el 22/10/2025 y finalizó el 31/10/2025. En la revisión se emitieron 3 comentarios clasificados en tipo general (ge), técnico (te) y editorial (ed). Para cada comentario se indicó la respectiva recomendación y se proporcionó el número de página, sección, párrafo/tabla/figura del informe de ACV. Estos comentarios fueron enviados a Teknoservice, quien envió las respuestas y el informe ajustado.

Evaluación general

El estudio ACV tiene como principal finalidad cumplir con el criterio opcional 4.8.1.1 de “Análisis del ciclo de vida de producto y divulgación pública del análisis” (Optional—Product life cycle assessment and public disclosure of analysis) del estándar internacional IEEE 1680.1 – 2018. Estándar para la evaluación de la responsabilidad ambiental y social de computadoras y pantallas (IEEE 1680.1 Standard for Environmental and Social Responsibility Assessment of Computers and Displays - 2018), para renovar la categoría Gold de la ecoetiqueta EPEAT para el Tecknoslim fabricado por Teknoservice para el periodo 2024. La unidad funcional y el objetivo está claramente definido. El límite del sistema incluye las etapas de obtención de materiales, producción, distribución, uso y disposición final. Los datos utilizados para evaluar el impacto de calentamiento global y la demanda energética en el ciclo de vida del producto, así como consumo de agua directo son apropiados para el objetivo del estudio.

Teknoservice hizo un esfuerzo por recopilar información de fuentes primarias y en aquellos casos donde fue necesario realizar suposiciones fueron argumentadas, como la vida útil del producto de 5 años, siendo este razonable con respecto a la vida útil de equipos eléctricos y electrónicos de la gama.

El responsable de responder a los comentarios siempre estuvo dispuesto a aclarar con transparencia y rapidez todas las cuestiones planteadas durante el proceso de revisión.

Conclusión

El estudio se ha realizado de conformidad con las normas ISO 14040 e ISO 14044. La revisión crítica ha concluido que la metodología seguida y su ejecución son adecuados para los propósitos de este estudio. Los resultados y las interpretaciones a las que llega como conclusión el estudio son transparentes y están acordes al objetivo del estudio.

Firmado por:

Jenny Lorena Victoria E.

[Centro de Formación Sostenible](http://www.centrodeformacionsostenible.com)

ANEXO

Tabla 1. Comentarios revisión crítica

	Página	Sección/subsección	Párrafo/tabla/ figura	Tipo de comentario ge: general te: técnico ed: editorial	Comentario de la revisora (justificación para el cambio)	Recomendación (cambio propuesto)	Respuesta de Teknoservice
1	8	SUMMARY	4	ed	Se ha tomado como base el año 2021; sin embargo, los cálculos están realizados para 2024, según el anexo Excel.	Cambiar 2021 por 2024 en el Summary, en el apartado 3.3.1 y en todos los que haga falta.	Modificado en todos los apartados aplicables
2	13	Tabla 1		te	De acuerdo a la tabla 1, el peso del producto es 5,42 kg; sin embargo, en la Fig. 3, se muestra que la suma de los componentes es de 5,34 kg.	Aunque la diferencia es solo por decimales, podrían mostrar los datos de la tabla 1 en kg y verificar que coincidan con los de la Fig. 3.	Modificada tabla 1 y expresada en kg
3	23	BIBLIOGRAPHY		te	Aunque en el informe indica que se ha usado el método de evaluación IPCC 2021 100a, en la referencia bibliográfica se indica IPCC 2013.	Confirmar si se usó la versión más actualizada (IPCC 2021 100a) y actualizar la referencia bibliográfica.	Corregido